

# StoryWalk® Solutions

## PICTURE BOOK DISPLAYS




Make installation and updating simple with  
**BARKING DOG EXHIBITS**

### The StoryWalk® Story

The StoryWalk® is an innovative and delightful way for children — and adults! — to enjoy reading and the outdoors at the same time. Laminated pages from a children's book are installed along an outdoor path. As you walk the path you are directed to the next page in the story. "The StoryWalk® Project was created by Anne Ferguson of Montpelier, VT and developed in collaboration with the Kellogg-Hubbard Library. Storywalk® is a registered service mark owned by Ms. Ferguson."


### Barking Dog Exhibits has the perfect picture book display system for you!

- Black texture powder coated aluminum, welded construction, full size aluminum back plate, wood or aluminum posts.
- Page size is 18hx24w, with a viewable area of 17"h x 23" w
- (2) sheets of acrylic included with each single frame, (4) with double sided frames
- Easy installation, assembly, and page changing
- Made in the USA by the nation's leading manufacturer of outdoor durable interpretive exhibits.
- Surface mount options available for aluminum posts
- Custom mounting options available – chain link fence, pole, railing, curb, ect.
- Custom sizes and colors available.
- 1 year warranty




45 Degree Aluminum Post, your Wood Post or Recycled Lumber Post

### Angle Display Options



Flush mount Aluminum Post or your Wood or Recycled Lumber Post

### Flush Mount Options



Your Wood or Recycled Lumber Post

Aluminum Post

### Upright Display Options

Double sided upright displays present pages on the front and back of the exhibit. Good for short trails.

Display suggestions from our clients:

- 1) Deconstruct two books, use 10 mil hot laminate over the page/and or your personal template. Add a thin plastic colored backer, and display between the 2 sheets of clear acrylic. This method has the least cost, most limited durability, and lowest resistance to fade and moisture. Moisture will be created during seasons with high humidity and temperature variations.
- 2) Scan book pages and print onto your template using exterior grade inks onto moisture resistant durable paper. Display between the two sheets of clear acrylic. This method has improved durability, may be able to re-use pages.
- 3) Scan and print pages onto durable, interpretive grade sign panel material 1/8" or 3/16" thick. This method will be the most durable, highest cost, although will be re-usable or exchangeable.
- 4) For more information, please talk with us.
- 5) Confer with your legal department regarding copyright.

[bdexhibits.com](http://bdexhibits.com) (715) 214-5862  
[storywalk@bdexhibits.com](mailto:storywalk@bdexhibits.com) [ruth@bdexhibits.com](mailto:ruth@bdexhibits.com)